
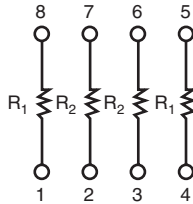


Molded, 50 mil Pitch, Dual-In-Line Resistor, Surface Mount Network



Vishay Thin Film ORN series Dividers provide optimum ratio precision, small size and exceptional stability for most applications. They offer a wide ratio range that is listed in the selection guide and are available for immediate delivery. The tight ratio tolerance offered on the standard ratios will provide exceptional performance throughout life.

SCHEMATIC



FEATURES

- 0.068" (1.73 mm) maximum seated height
- Rugged molded case construction with no internal solder (JEDEC MS-012 variation AA package)
- Low TCR tracking ± 5 ppm/ $^{\circ}$ C
- Compliant to RoHS directive 2002/95/EC


RoHS*
COMPLIANT

TYPICAL PERFORMANCE

TCR	ABSOLUTE	TRACKING
	25	5
TOL.	ABSOLUTE	RATIO
	0.1	0.05

STANDARD RESISTANCE OFFERING (R_1/R_2)

RATIO	R_1	R_2
100:1	100K	1K
50:1	50K	1K
25:1	25K	1K
20:1	20K	1K
10:1	10K	1K
5:1	10K	2K
2:1	10K	5K

STANDARD ELECTRICAL SPECIFICATIONS

TEST	SPECIFICATIONS	CONDITIONS
Material	Passivated nichrome	-
Pin/Lead Number	8	-
Resistance Range	1000 Ω to 100 k Ω per resistor	-
TCR: Absolute	± 25 ppm/ $^{\circ}$ C	- 55 $^{\circ}$ C to + 125 $^{\circ}$ C
TCR: Tracking	± 5 ppm/ $^{\circ}$ C	- 55 $^{\circ}$ C to + 125 $^{\circ}$ C
Tolerance: Absolute	± 0.1 %	+ 25 $^{\circ}$ C
Tolerance: Ratio	± 0.05 %	+ 25 $^{\circ}$ C
Power Rating: Resistor	100 mW	Maximum at + 70 $^{\circ}$ C
Power Rating: Package	400 mW	Maximum at + 70 $^{\circ}$ C
Stability: Absolute	$\Delta R \pm 0.05$ %	2000 h at + 70 $^{\circ}$ C
Stability: Ratio	$\Delta R \pm 0.015$ %	2000 h at + 70 $^{\circ}$ C
Voltage Coefficient	< 0.1 ppm/V	-
Working Voltage	100 V max. not to exceed $\sqrt{P \times R}$	-
Operating Temperature Range	- 55 $^{\circ}$ C to + 125 $^{\circ}$ C	-
Storage Temperature Range	- 55 $^{\circ}$ C to + 150 $^{\circ}$ C	-
Noise	< - 30 dB	-
Thermal EMF	0.08 μ V/ $^{\circ}$ C	-
Shelf Life Stability: Absolute	$\Delta R \pm 0.01$ %	1 year at + 25 $^{\circ}$ C
Shelf Life Stability: Ratio	$\Delta R \pm 0.002$ %	1 year at + 25 $^{\circ}$ C

Note

- Tantalum nitride film is custom, consult factory

* Pb containing terminations are not RoHS compliant, exemptions may apply

DIMENSIONS AND IMPRINTING in inches and millimeters

DIMENSION	INCHES	MILLIMETERS
A	0.157	3.99
B	0.0165 ± 0.005	0.4 ± 0.06
C	0.050	1.27
D	0.195 max.	4.93
E	0.008 ± 0.001	0.20 ± 0.03
F	0.028 ± 0.001	0.71 ± 0.02
G	0.239 ± 0.005	6.07 ± 0.13
H	0.068 max.	1.73
I	0.008 ± 0.002	0.22 ± 0.06
Ø	2° to 6°	2° to 6°

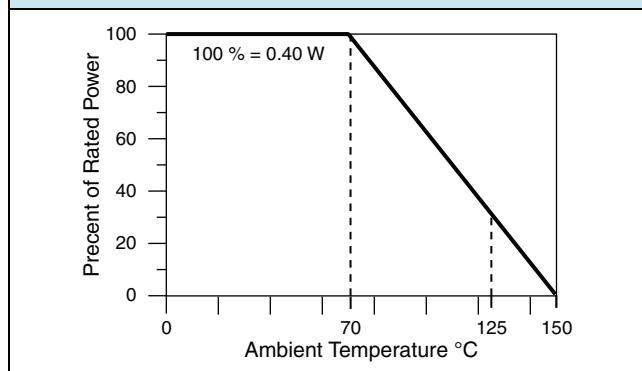
Note

- Marking - Vishay symbol, part number from ordering information

MECHANICAL SPECIFICATIONS

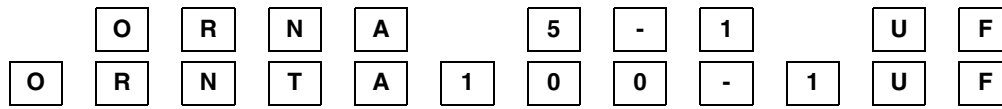
Resistive Element	Passivated nichrome
Substrate Material	Silicon
Body	Molded epoxy
Terminals	Copper alloy
Lead (Pb)-free Option	100 % matte tin
Tin Lead Option	Sn90
Tin Lead and Lead (Pb)-free Finish	Plated

DERATING CURVE



GLOBAL PART NUMBER INFORMATION

New Global Part Numbering: ORNA5-1UF

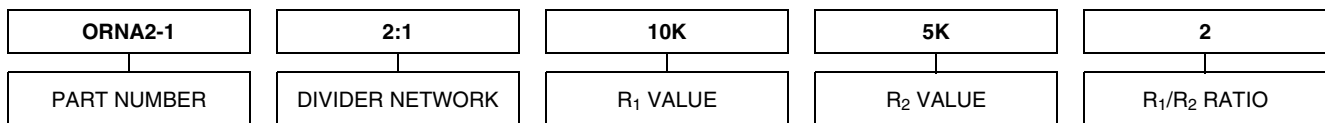


GLOBAL MODEL (4 or 5 digits)
ORNA (Tin/lead)
ORNTA (Lead (Pb)-free) (e3)

RESISTANCE (3, 4 or 5 digits)
2-1
5-1
10-1
20-1
25-1
50-1
100-1

PACKAGING
TAPE AND REEL
T0 = 100 min., 100 mult
T1 = 1000 min., 1000 mult
T3 = 300 min., 300 mult
T5 = 500 min., 500 mult
TF = Full reel 3000
TS = 100 min., 1 mult
UF = TUBED

Historical Part Number example: ORNA2-1 (for reference purposes only)





Disclaimer

All product specifications and data are subject to change without notice.

Vishay Intertechnology, Inc., its affiliates, agents, and employees, and all persons acting on its or their behalf (collectively, "Vishay"), disclaim any and all liability for any errors, inaccuracies or incompleteness contained herein or in any other disclosure relating to any product.

Vishay disclaims any and all liability arising out of the use or application of any product described herein or of any information provided herein to the maximum extent permitted by law. The product specifications do not expand or otherwise modify Vishay's terms and conditions of purchase, including but not limited to the warranty expressed therein, which apply to these products.

No license, express or implied, by estoppel or otherwise, to any intellectual property rights is granted by this document or by any conduct of Vishay.

The products shown herein are not designed for use in medical, life-saving, or life-sustaining applications unless otherwise expressly indicated. Customers using or selling Vishay products not expressly indicated for use in such applications do so entirely at their own risk and agree to fully indemnify Vishay for any damages arising or resulting from such use or sale. Please contact authorized Vishay personnel to obtain written terms and conditions regarding products designed for such applications.

Product names and markings noted herein may be trademarks of their respective owners.